

Dear Parents,

Summer vacation is a welcome break....Break from fixed schedules, rules and regulations of the school. Freedom brings more responsibility, so keeping this in mind; we have planned most of the activities to keep our children engaged and also help them in channelizing their energies. Kindly help and guide your child in completing his work and also exploring his creative self.

Submit the given homework on reopening day..... Happy Holidays! Have fun with your little one!

Regards

Principal

HOW CAN I BECOME INDEPENDENT?

Make your child more independent by teaching him or her various activities like

- ❖ Buttoning and unbuttoning the shirt.
- ❖ Combing his/ her hair on own.
- ❖ Have them eat like an adult.
- ❖ Clean their plate and glass.
- ❖ Laying the table.
- ❖ Folding mats and clothes.
- ❖ Arranging their toy shelf.
- ❖ Learning to wear shoes and socks.
- ❖ Sharpening the pencils.
- ❖ Learning how to zip their school bag and their uniform.(shorts)
- ❖ Making their beds.

Good manners and good habits are lifelong assets and they should be practiced until they become habit.

Revise the four magical words: PLEASE, SORRY, THANK YOU and EXCUSE ME which we have learned as the part of basics of good manners .Make these four magical words a habit and see the difference.

HYGIENE

- ❖ Brush your teeth twice a day.
- ❖ Take bath daily.
- ❖ Washing your hands at regular intervals.
- ❖ Drink lots of water/juices and eat healthy food.
- ❖ Trim your nails regularly.
- ❖ Do not waste water and electricity.

- ❖ Keep your surroundings and environment clean. It is a bad habit to throw things out of the windows, car or balcony. Throw the litter in the dustbin.

TASK FOR PARENTS

- ❖ Play I-spy with your ward daily related to English and Tamil letters.
- ❖ Make your ward learn & write the spelling of their name, parent name and school name.
- ❖ Make them to learn parent's phone number as well.
- ❖ Spend some time for English conversation with your ward and add some new vocabulary which enables them to frame simple sentences.
- ❖ Encourage your ward to make a card for fathers' day i.e. on 21st June'20 and gift it to their father.
- ❖ Help your ward in making a sight words folder. Take a file and ask your child to decorate the front of the file folder. Arrange 7 pocket envelopes inside the file folder. Label each pocket envelope with a number 1 to 6. Label the last pocket 'Done'.
- ❖ Engage your child in small household activities like filling water bottles, gardening etc.

All the assignments should be submitted in one crown size note book.

Use cursive writing only.

TASK FOR STUDENTS

Q1. Write 4-5 lines on the given topics.

a) My Favourite Toy

b) A Visit To My Grandparent's House

c) My Neighbourhood Park

d) A Day At The Mall

e) I Like Summer Vacation Because.....

Q1. Rewrite these sentences using capital letter and full stop (.) or question mark (?).

1. see you the can lion _____
2. school Sam walks to _____
3. tie long can you hair your _____
4. pigeon the is tree on the _____
5. pink Lara has dress a _____

Q2. Put a question mark (?) or a full stop (.) in the following sentences.

1. A girl fell off the slide _____
2. Where is grandmother going _____
3. My dog Bruno barked at the cat _____
4. Are you not feeling well today _____
5. Our book is interesting _____
6. Which is your favourite fruit _____

MY BOOK REPORT

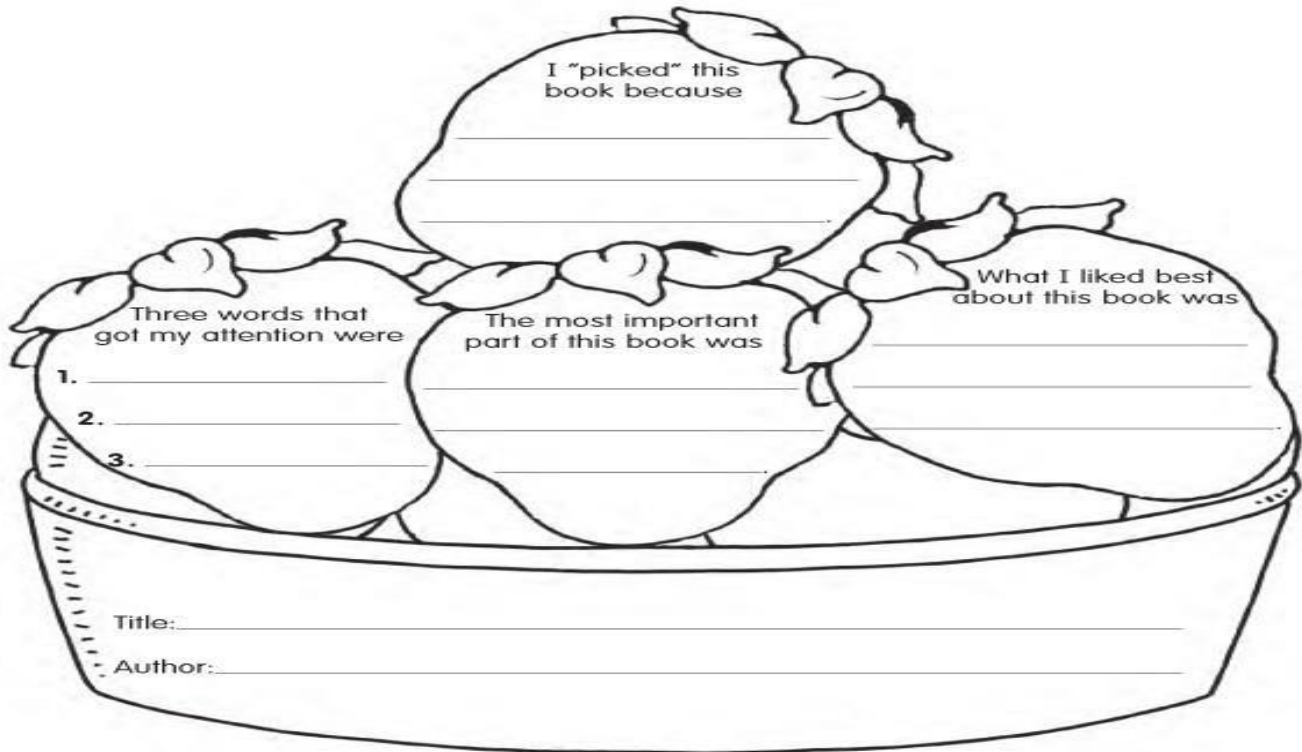
FUN WITH READING AND STORY NARRATION. Books are the chief medium of imparting knowledge and education to the kids. The books are the window to their perfect understanding of different topics. To enhance their knowledge and reading skills make your child listen and understand any one story in English from the following:

- ❖ Hungry Caterpillar
- ❖ Smartest Giant in town
- ❖ Monkey Puzzle
- ❖ The tiny seed.
- ❖ www.magickeys.com (lots of stories available)

Choose your favourite amongst them and answer the following:

A "Berry" Good Book!

Directions: Fill in each strawberry to tell about your book.



SHRI SHANMUKH KIRITAN SCHOOL
Learning Today Leading Tomorrow ARCOT

Name of the book

Name of the author

I liked the book because

The story is about _____

My favourite character/characters of the story.

Illustrate and colour your favourite part of the story.

Books I read:

3 good habits I inculcated:


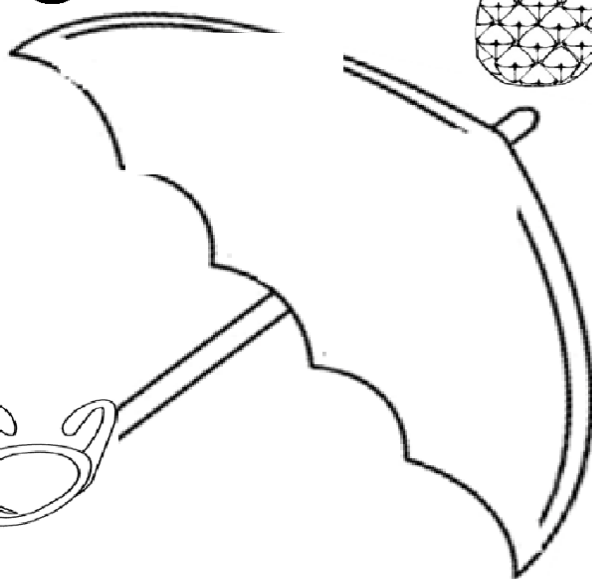

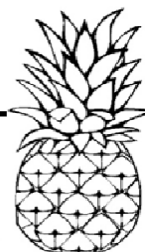




My favourite summer treat:

The place I like to visit because:



All About My Summer



Punctuation



Q3. Rewrite the following sentence given in the picture using punctuation marks.

1. _____
2. _____
3. _____
4. _____
5. _____

Q4. Underline the naming words and circle the describing words.

1. My grandmother is very king and loving.
2. The young girl is holding a pretty bag.
3. I like to eat sweet mangoes.
4. My aunt sent an interesting story book for me.
5. Jai has a golden clock in his room which looks beautiful.
6. Four tiny sparrows are sitting on that branch.

MATHS

1. Write counting (1 – 200) (one time).
2. Write backward counting (100 – 1) (One time).
3. Learn and write table of 2, 3 (TWO time)
4. Encircle the largest number:
 A. 123 , 423 , 621 , 963
 B. 897 , 741 , 789 , 753 C. 555 , 888 , 444 , 666
5. What comes after:
 A. 159 _____ B. 269 _____ C. 789 _____ D. 423 _____
6. What comes before:
 A. _____ 900 B. _____ 478 C. _____ 897 D. _____ 489
7. Write in ascending order:
 A. 258 , 369 , 741 , 654 _____ , _____ , _____ , _____

B. 123 , 159 , 147 , 142 _____ , _____ , _____ , _____

C. 489 , 456 , 423 , 417 _____ , _____ , _____ , _____

8. Write in descending order:

A. 621 , 654 , 698 , 634 _____ , _____ , _____ , _____

B. 528 , 564 , 573 , 519 _____ , _____ , _____ , _____

C. 987 , 963 , 954 , 921 _____ , _____ , _____ , _____

9. Do skip counting by 10 and fill the missing numbers:

10	20								100
110									200
210									
310									
410									
510									
610									
710									
810									
910									1000

5. Practice the following concepts by doing 10 sums each.

a. After / Before / between

b. Fill in the missing numbers. Eg :- 129, _____ , 131 , _____

6. Learn and write number names (1-50) 3 times.

7. Learn and write Ordinal Numbers (1st to 10th & First to Tenth) 3 times.

ENVIRONMENTAL SCIENCE

SHRI SHANTHINIKETHAN SCHOOL

Learning Today Leading Tomorrow

ARCOT

Since 1986

Body parts crossword

Across

1. a _ _



3. f _ _ t



4. h _ i _



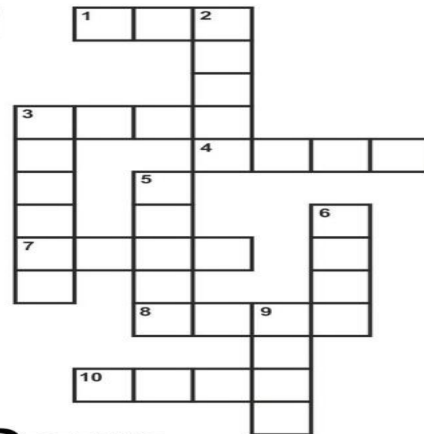
7. e _ _ s



8. h _ _ d



10. e _ r _



Down

2. m _ _ t _



3. f _ _ g _ r



5. t _ _ th



6. h _ _ d



9. n _ s _



986

SHRI SHANTHINIKETHAN SCHOOL

Learning Today Leading Tomorrow

ARCOT

HOUSES/HOMES MISSING LETTERS IN WORDS

Write the missing letters in the boxes to complete the houses/homes vocabulary



c _ v _

tr _ _ h _ _ s _



h _ t



_ p _ rtm _ nt b _ _ ld _ ng



f _ _ m h _ _ s _

c _ s _ t _ e



t _ nt



st _ lt h _ _ s _



l _ ghth _ _ s _

t _ _ p _ _



_ gl _ _



skyscr _ p _ r



m _ ns _ _ n

p _ l _ c _



c _ tt _ g _



c _ r _ v _ n

III. Interview two immediate family members and two extended family members and ask them the following questions.

Name of the person: _____.

Write your relationship with that person. The person is your _____.

Ask the following questions

Do you know when Earth Day is celebrated? _____

Do you take a bag with you when you go shopping? _____

What do you do to save water? _____

How do you save electricity? _____

How do you recycle items like plastic bottles, shoe boxes etc. _____

IV. Write 10 sentences on the given topic "Myself"

V. With the help of your parents, complete the following:



1. I started walking when I was _____ year(s) old.
2. I started talking when I was _____ years old.
3. I could eat by myself when I was _____ years old.
4. I was _____ years and _____ months old when I started going to school.
5. I could tie my own shoe laces at the age of _____.

VI. Have a tête-à-tête (chit-chat) with your parents and ask them how their childhood was different from yours. Now compare and write a few differences in the table given below. One is done for you.

My father's/mother's childhood	My childhood
There were no mobile phones or internet.	I have access to internet even on my parents' smart phone.

Presentation: Prepare your ward for presentation in state wise traditional attire and prepare few lines in particular language of that state. The presentation date will be announced later.

TAMIL

தமிழ் :

அ முதல் ∴ வரை

க் முதல் ன் வரை

உயிர்மெய் எழுத்துக்கள் ((கூஅஹீக) முதல் (ஞ்ஒளஹீனௌ)) வரை

ஓர் எழுத்து வார்த்தைகள் (20 வார்த்தைகள்)

இரண்டு எழுத்து வார்த்தைகள் (20 வார்த்தைகள்)

முன்று எழுத்து வார்த்தைகள் (20 வார்த்தைகள்)



Let's take the time to say

"Thanks, dad. I'm glad you're mine."

LEARNING OUTCOME - To enhance creativity and to express love for our parents.

Gift a special card to your Dad with the help of elders in the family.

You will require-

- ☐ Cartridge sheet or chart paper A4 size
- ☐ Paintbrush
- ☐ Paints

What to do-

- ✦ First are the footprints and handprints.
- ✦ Do the “body” which is the footprint, in blue. While the “cape” which is the Handprint, in red.
- ✦ Paint a circle on the canvas for the head and paint hands/arms coming from the “foot/body” of your superhero.
- ✦ Paint on some clouds or other embellishments to the canvas.
- ✦ Click a photo gifting the card to your Dad and paste its printout (postcard size) on a coloured A-4 size pastel sheet.

